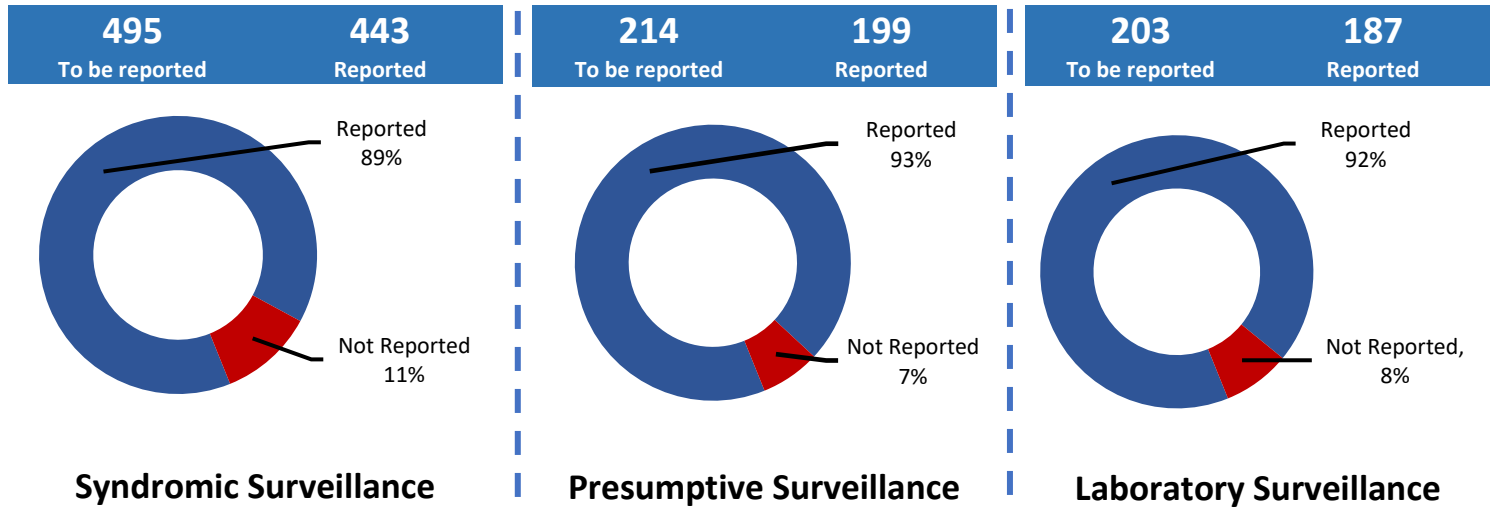


Monthly Bulletin

Reporting period: 1st Oct 2024 to 31st Oct 2024
Integrated Health Information Platform (IHIP)

1. Reporting Status of the Health Facilities, Meghalaya



Top 3 districts in data consistency and case reporting

District	S-Form	P-Form	L-Form	Case Reporting	Total Score
East Khasi Hills	94.0%	96.6%	94.2%	89.5%	93.6%
East Jaintia Hills	95.4%	98.5%	98.2%	80.5%	93.1%
West Khasi Hills	89.8%	97.1%	96.1%	76.5%	89.9%

Bottom 3 districts in data consistency and case reporting

District	S-Form	P-Form	L-Form	Case Reporting	Total Score
West Garo Hills	78.8%	81.4%	81.6%	61.0%	75.7%
South Garo Hills	88.6%	84.8%	94.0%	59.5%	81.7%
Eastern West Khasi Hills	87.4%	86.7%	88.6%	76.5%	84.8%

2. IDSP Outbreak Summary, Meghalaya

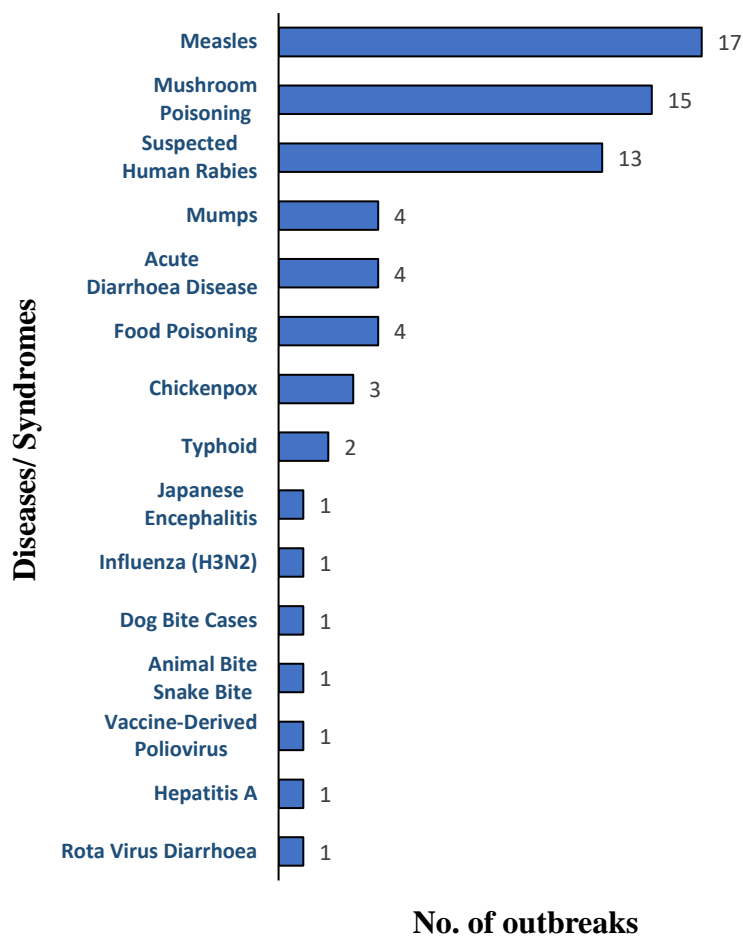
Period:
01st Jan – 31st Oct 2024

96
Event Alerts

10
Ongoing outbreaks

69
Outbreaks

Disease wise outbreak status, 2024.



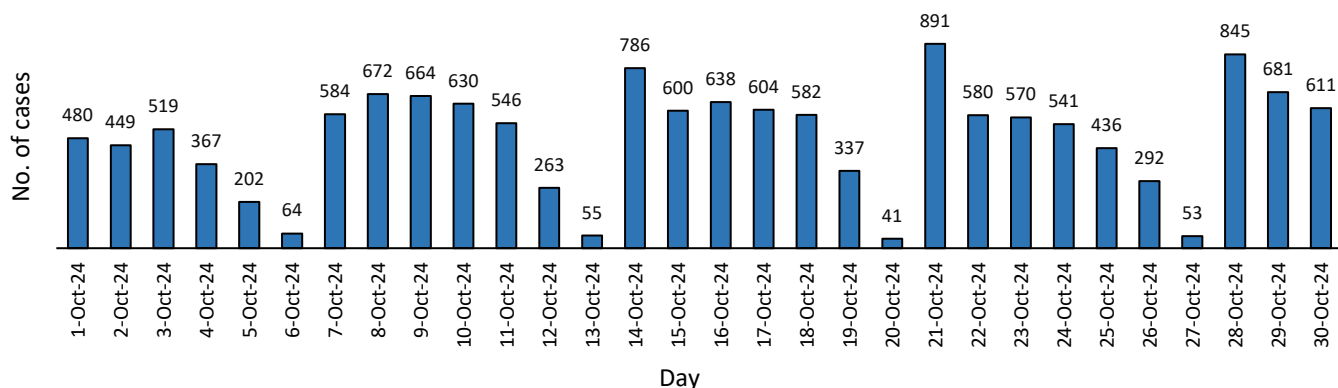
District name	No. of outbreaks reported
Meghalaya	69
Eastern West Khasi Hills	6
East Garo Hills	2
East Jaintia Hills	5
East Khasi Hills	23
North Garo Hills	1
Ri-Bhoi	3
South Garo Hills	0
South West Garo Hills	0
South West Khasi Hills	4
West Garo Hills	4
West Jaintia Hills	15
West Khasi Hills	6

Recommendation:

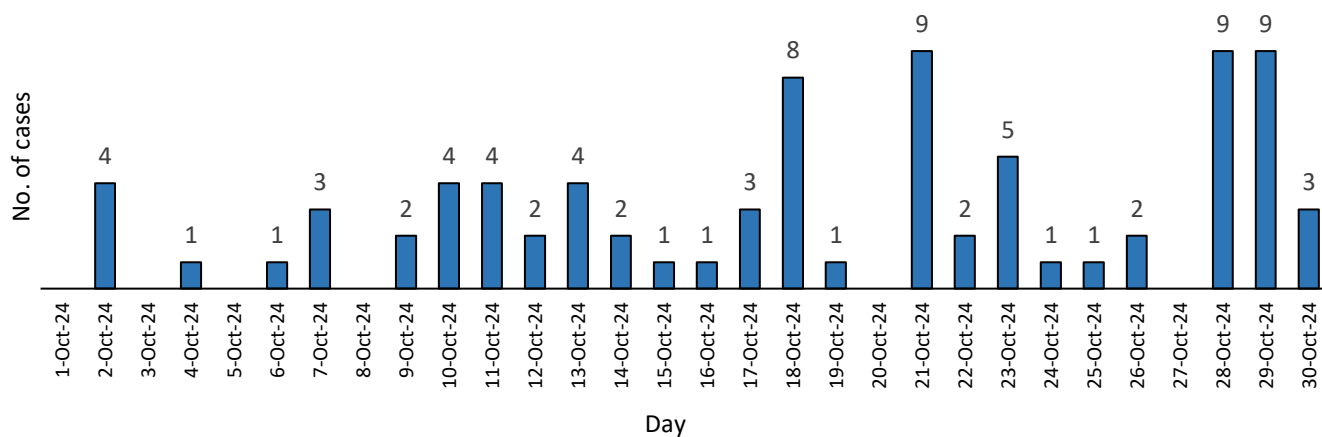
1. Strengthen surveillance by improving the quality of reporting from reporting units, identifying early warning signals, and assessing the potential for disease outbreaks, especially in districts with no reported outbreaks.

3. Influenza Surveillance

Day - wise ILI/ARI cases reported during Oct 2024, Meghalaya



Day - wise SARI cases reported during Oct 2024, Meghalaya



Month	No. of sample tested	H1N1	H3N2	COVID-19
August-24	78	0	0	0
September-24	87	6	22	0
October-24	40	1	2	0

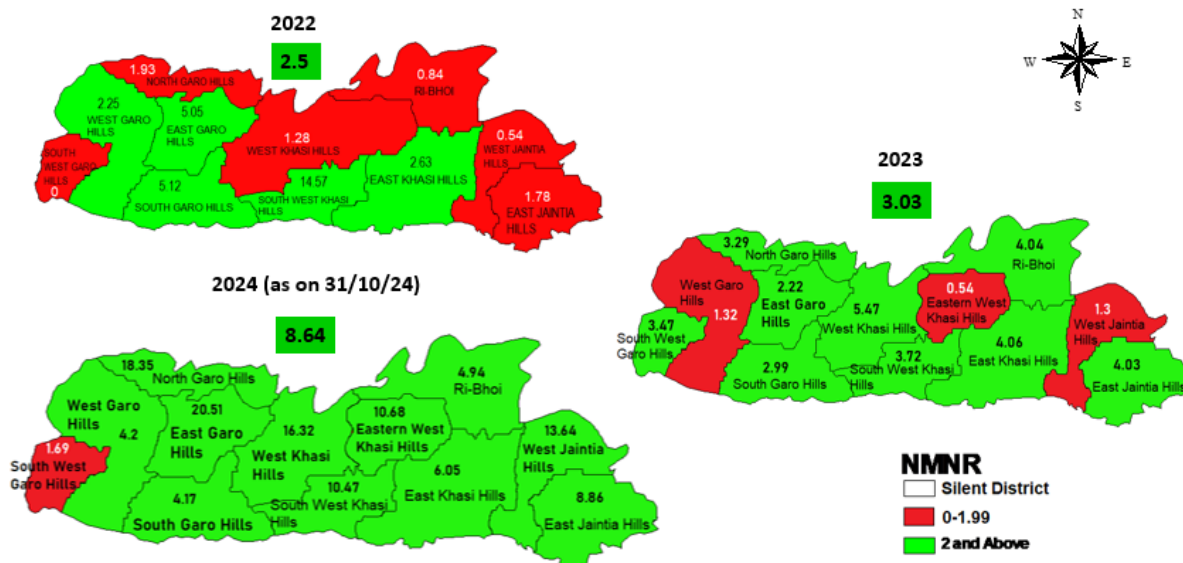
4. Vaccine Preventable Diseases (VPD) Surveillance

4.1 Fever with Rash Surveillance (Measles & Rubella), Data as on 31/10/2024

Total Lab confirmed outbreak: 17 (EKH-8, WJH-3, SWKH-2, WGH=1, WKH=1, EWKH=2)

District Name	Total FR	Measles Cases				Rubella Cases			Negative Cases	No. of cases pending for classification	NMNR Rate
		Lab Confirmed	Epi-linked	Clinically Compatible	Total Measles Positive	Rubella	Epi-linked	Total Rubella Positive			
EAST GARO HILLS	42	2	0	2	4	0	0	0	34	4	20.51
EAST JAINTIA HILLS	23	5	0	3	8	1	0	1	14	0	8.86
EAST KHASI HILL	134	47	14	10	71	0	0	0	52	11	6.05
EASTERN WEST KHASI HILLS	43	24	0	0	24	0	0	0	17	2	10.68
NORTH GARO HILLS	40	1	0	0	1	1	0	1	35	3	18.35
RI-BHOI	33	15	2	0	17	0	0	0	14	1	4.94
SOUTH GARO HILLS	7	1	0	0	1	0	0	0	6	0	4.17
SOUTH WEST GARO HILLS	11	1	0	5	6	1	0	1	3	1	1.69
SOUTH WEST KHASI HILLS	36	21	2	0	23	0	0	0	12	1	10.47
WEST GARO HILLS	31	8	0	0	8	0	0	0	21	2	4.2
WEST JAINTIA HILLS	76	21	0	7	28	2	0	2	43	3	13.64
WEST KHASI HILL	73	40	0	2	42	0	0	0	30	1	16.32
State Total	549	186	18	29	233	5	0	5	281	29	8.64

Non-measles non rubella rate: Meghalaya 2022, 2023 & 2024*

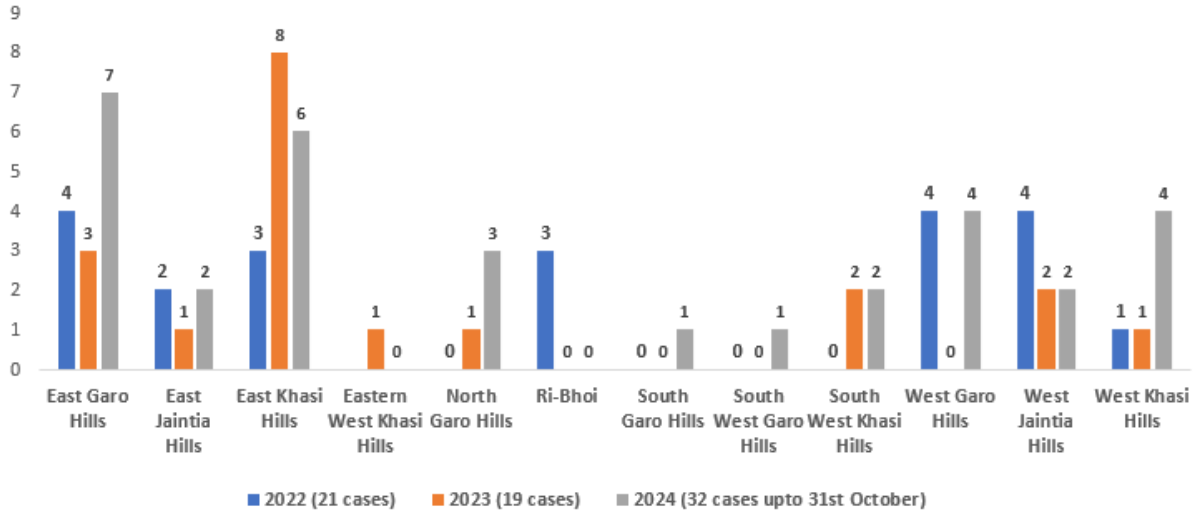


Recommendations:

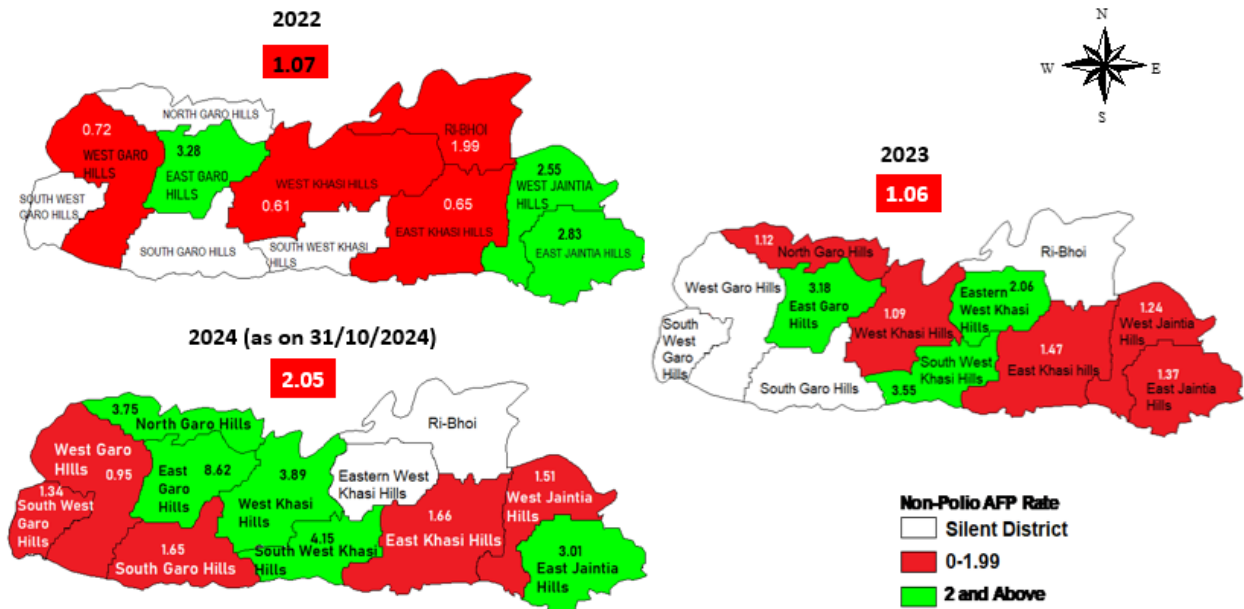
1. Strengthening fever with rash surveillance in all districts
2. Active cases search in the community to identify more cases after an outbreak
3. Outbreak response immunization following lab confirmed outbreak (Additional MR vaccine dose and Vitamin A supplementation) as per the Govt of India guidelines
4. Achieving 95% coverage of MR 1 & 2 vaccine for all eligible children

4.2 Acute Flaccid Paralysis (AFP) Surveillance, Data as on 31/10/2024

AFP REPORTING

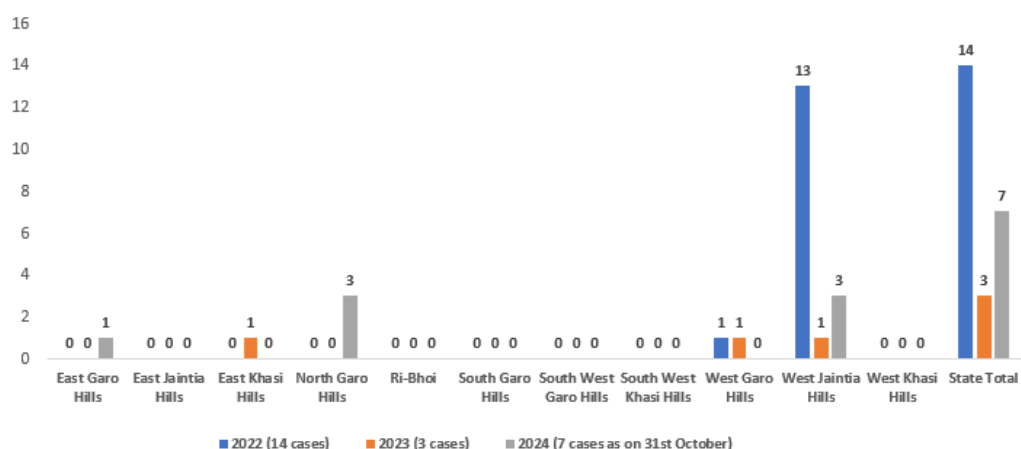


Polio Surveillance (AFP) status Meghalaya: 2022, 2023 & 2024*



4.3 Diphtheria, Pertussis & Neonatal Tetanus (DPT) Surveillance, Data as on 31/10/2024

DPT REPORTING



5. Animal Bites Surveillance

District	Aug-2024		Sep-2024		Oct-2024	
	Incidence rate of dog bites per 10,000 pop	Human Rabies	Incidence rate of dog bites per 10,000 pop	Human Rabies	Incidence rate of dog bites per 10,000 pop	Human Rabies
East Garo Hills	1.6	0	2.4	0	4.1	0
East Jaintia Hills	2.4	0	3.7	0	6.1	0
East Khasi Hills	5.2	0	6.1	0	7.5	0
North Garo Hills	2.1	0	1.8	1	3.8	0
Ri Bhoi	1.5	0	3.2	0	4.8	0
South Garo Hills	0.9	0	1.6	0	3.5	0
South West Garo Hills	1.7	0	1.5	0	2.4	0
South West Khasi Hills	1.5	0	3.0	0	4.5	0
West Garo Hills	1.1	0	1.5	0	2.4	0
West Jaintia Hills	3.0	1	5.2	0	6.6	0
West Khasi Hills	2.1	2	2.8	1	4.1	0
Total	2.7	3	3.6	2	5.0	0

Recommendation:

1. Ensuring the availability of Anti Rabies Vaccine and Anti Rabies Serum for all animal bite victims at all levels of health facilities.
2. Enhance intersectoral coordination among the Medical, Veterinary, and Municipal sectors for a joint response to the mass dog vaccination program, awareness and rabies outbreaks.